

THOMSON™

Industrial Linear Actuators - Electrak Pro Series

 **DANAHER**
MOTION

Helping you build a better machine, faster.

Electrak Pro Series - when you need a pro for the job!

Thomson has for decades been the number one choice for actuators in mobile and industrial applications. With over 10,000 successful applications Thomson has set the standard for industrial linear actuators. Now Thomson presents the next generation of linear actuators with the introduction of the new Electrak Pro Series.

Simply the best

The Electrak Pro Series is not an actuator designed for the ordinary tasks. Instead the Pro Series stands alone when it comes to the toughest and most demanding applications. When space is scarce, where dust, dirt and water is abundant and when solid, reliable and maintenance free operation is a must - Electrak Pro is the answer.

What is special for most is standard for a pro

The Electrak Pro Series is packed with standard features developed for applications where performance is essential. Electronic load monitoring, electronic limit switches, dynamic braking, manual override and IP66 protection are all standard features.

Electronic load monitoring

A built-in micro processor continuously monitors the performance of the actuator. The processor will stop the movement at the end of stroke and also in case of mid stroke stall, at overload conditions or if the duty cycle is too high. It also eliminates the need of a clutch and provides dynamic braking.

Broad range of unique options

The Electrak Pro Series offer a broad range of options. Some or them are unique and have never before been seen on a linear actuator. Options include programmable limit switches, low voltage power switching, PWM speed control monitoring, position follower input, analog or digital position feedback, end of stroke indication outputs and longer stroke lengths, most being available without adding size to the standard optimized envelope.

Low voltage power switching

This option provides a host of benefits and cost savings. You can directly interface the actuator with programmable controllers, without risk of overloading sensitive low voltage components. It also allows you to use low cost switches to control the actuator instead of using heavy relays and permits smaller wire cross section for the control circuits. It all means easier, faster and more cost effective installation.

Programmable limit switches

Programmable limit switches is an option that allow you to easily teach and repeat unique end of stroke positions. The positions can be programmed over and over, using a hand held pendant which can be removed during operation to prevent unauthorized changes.

Position follower input

This option provides the possibility to make the extension tube position follow the setting of a customer provided trim or adjustment potentiometer.

PWM speed control monitoring

The PWM speed control option allows a customer provided PWM input to interface with our electronic load monitoring system in applications requiring variable speed control of the actuator.

Customization

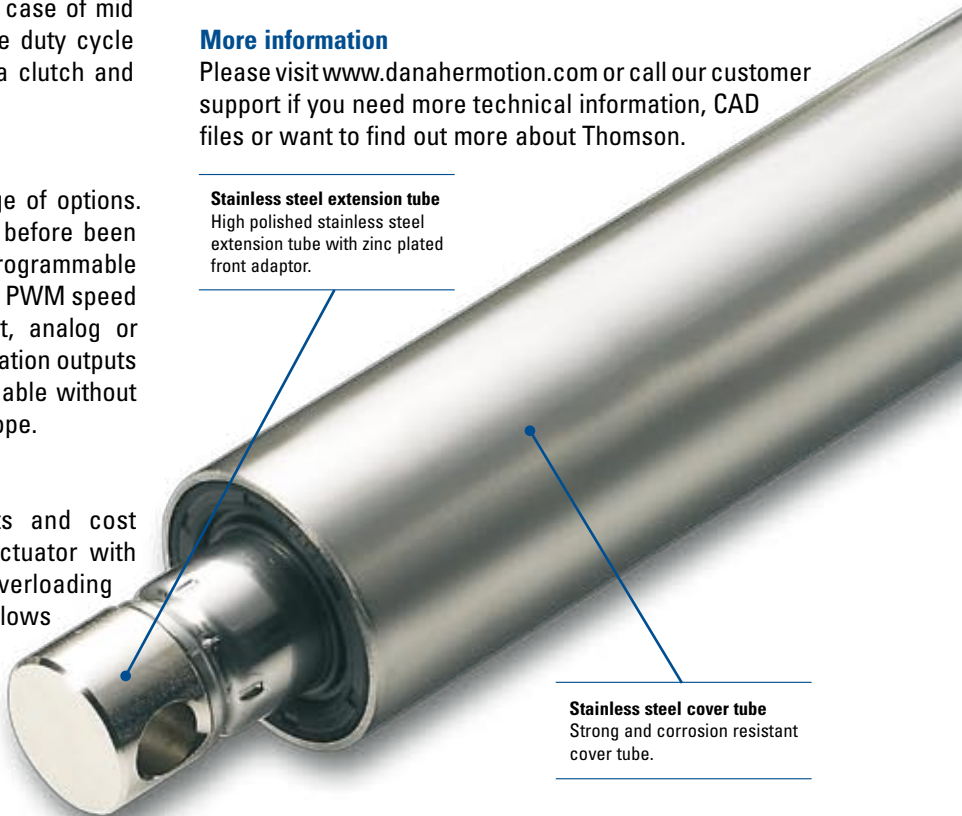
Even the most versatile actuator may not always suit all applications. But whatever your need is, our engineers are ready to help you to customize the actuators according to your requirements. We build more exclusive actuators than anyone else and have many years of experience of producing actuators to meet special needs.

More information

Please visit www.danahermotion.com or call our customer support if you need more technical information, CAD files or want to find out more about Thomson.

Stainless steel extension tube
High polished stainless steel extension tube with zinc plated front adaptor.

Stainless steel cover tube
Strong and corrosion resistant cover tube.



Electronic load monitoring
The built-in micro processor continuously monitors all critical parameters and shuts down the actuator if necessary.

Integral sealed connector
A robust, gasketed and weather protected Delphi Metrapak 280 connector is integrated in the housing providing a fast and secure connection.

Suitable for the harshest environments
The corrosion resistant enclosure in combination with IP66 protection as standard means that the actuator is maintenance free and can be used virtually anywhere.


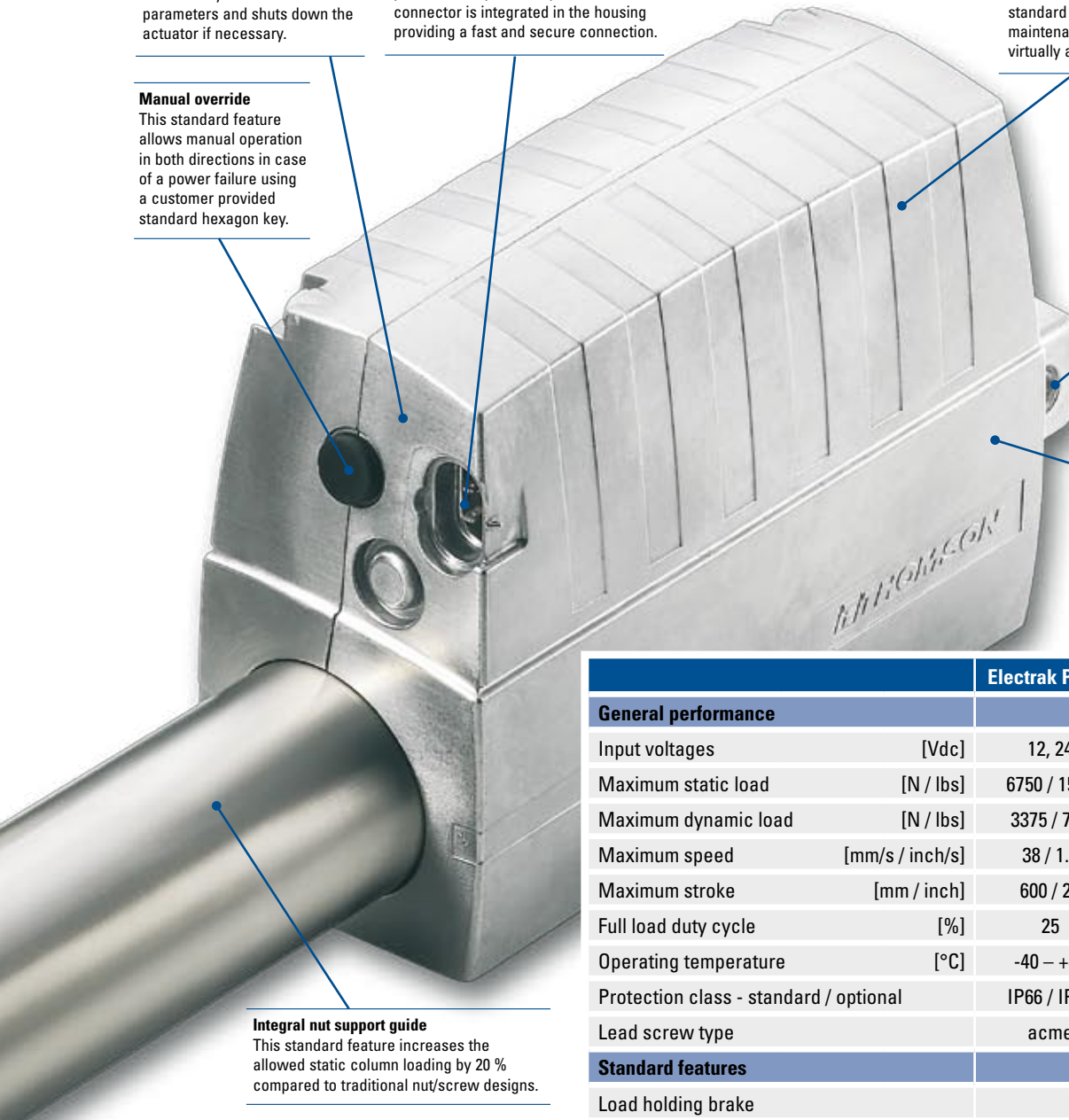
Manual override
This standard feature allows manual operation in both directions in case of a power failure using a customer provided standard hexagon key.

Rear clevis
The rear clevis is designed for installation in 90 degree steps right out of the box, no adjustment or special part number required.

Clam shell housing
Fully gasketed aluminium clam shell housing means low weight, high strength and superior sealing.

Integral nut support guide
This standard feature increases the allowed static column loading by 20 % compared to traditional nut/screw designs.

Optimized size and extend / retract ratio
The small physical size of the unit and the short retracted length allow the actuator to be used in more cramped quarters.



	Electrak Pro 40	Electrak Pro 80
General performance		
Input voltages	[Vdc] 12, 24	12, 24
Maximum static load	[N / lbs] 6750 / 1500	18000 / 4000
Maximum dynamic load	[N / lbs] 3375 / 750	9000 / 2000
Maximum speed	[mm/s / inch/s] 38 / 1.5	38 / 1.5
Maximum stroke	[mm / inch] 600 / 24	600 / 24
Full load duty cycle	[%] 25	25
Operating temperature	[°C] -40 – +85	-40 – +85
Protection class - standard / optional	IP66 / IP67	IP66 / IP67
Lead screw type	acme	ball
Standard features		
Load holding brake		•
Motor overload protection	•	•
Electronic limit switches	•	•
Electronic load monitoring	•	•
Dynamic braking	•	•
Manual override	•	•
Optional features		
Position feedback - analog / digital	• / •	• / •
Programmable limit switches	•	•
End of stroke indication outputs	•	•
Low voltage power switching	•	•
Position follower input	•	•
PWM speed control monitoring	•	•

EUROPE**United Kingdom**

Danaher Motion
Chartmoor Road, Chartwell Business Park
Leighton Buzzard, Bedfordshire
LU7 4WG; United Kingdom
Phone: +44 (0)1525 243 243
Fax: +44 (0)1525 243 244
E-mail: uksales@danahermotion.com

Germany

Danaher Linear GmbH
Nürtinger Str. 40
D-72649 Wolfschlugen
Germany
Phone: +49 (0) 203 9979-0
Fax: +49 (0) 203 9979-155
Email: sales.germany@danahermotion.com

France

Danaher Motion
C.P 80018
12, Rue Antoine Becquerel – Z.I. Sud
F-72026 Le Mans Cedex 2
France
Phone: +33 (0) 243 50 03 30
Fax: +33 (0) 243 50 03 39
E-mail: sales.france@tollo.com

Italy

Danaher Motion srl
Largo Brughetti
I-20030 Bovisio Masciago
Italy
Phone: +39 0362 594260
Fax: +39 0362 594263
E-mail: info@danahermotion.it

Sweden

Danaher Motion
Box 9053
SE-291 09 Kristianstad
Sweden
Phone: +46 (0) 44-24 67 00
Fax: +46 (0) 44-24 40 85
E-mail: helpdesk.kid@danahermotion.com

Switzerland

Danaher Motion SA
La Pierreire 2
1029 Villars-Ste-Croix
Switzerland
Phone: +41 (0) 21 631 33 33
Fax: +41 (0) 21 636 05 09
E-mail: info@danaher-motion.ch

USA, CANADA and MEXICO

Danaher Motion
203A West Rock Road
Radford, VA 24141 USA
Phone: 1-540-633-3400
Fax: 1-540-639-4162
E-mail: DMAC@danahermotion.com
Literature: LitRequest@danahermotion.com

ASIA**China**

Danaher Motion
Rm 2205, Scitech Tower
22 Jianguomen Wai Street
Beijing, China, 100004
Phone: +86 10 6515 0260
Fax: +86 10 6515 0263
E-mail: chinainfo@danahermotion.com.cn

Japan

Danaher Motion Japan
3F, 2nd Nagaoka Bldg
2-8-5, Hacchobori, Chuo-ku
Tokyo 104-0032 Japan
Phone: +81-3-6222-1051
Fax: +81-3-6222-1055
E-mail: info@danahermotion.com